



# Stainless Steel Castors

## PLATE FITTING

○ For loads up to 150kg per castor.



MSN100/SP



MSN100/SP-TB



MSU100/SP



MSU100/SF



MSN125/SP











MSN125/SP-TB



MSU125/SP



MSU125/SF

CODE	 (mm)	 (mm)		 (kg)		 (mm)	Swivel Total Braked Fixed	 (mm)	 (mm)
MSN100/SP	100	30	Nylon	120kg	Plain	127	S	105 x 80	80 x 60
MSN100/SP-TB	100	30	Nylon	120kg	Plain	127	TB	105 x 80	80 x 60
MSN100/SF	100	30	Nylon	120kg	Plain	127	F	105 x 80	80 x 60
MSU100/SP	100	32	Urethane	150kg	Plain	127	S	105 x 80	80 x 60
MSU100/SP-TB	100	32	Urethane	150kg	Plain	127	TB	105 x 80	80 x 60
MSU100/SF	100	32	Urethane	150kg	Plain	127	F	105 x 80	80 x 60
MSN125/SP	125	35	Nylon	150kg	Plain	156	S	105 x 80	80 x 60
MSN125/SP-TB	125	35	Nylon	150kg	Plain	156	TB	105 x 80	80 x 60
MSN125/SF	125	35	Nylon	150kg	Plain	156	F	105 x 80	80 x 60
MSU125/SP	125	35	Urethane	150kg	Plain	156	S	105 x 80	80 x 60
MSU125/SP-TB	125	35	Urethane	150kg	Plain	156	TB	105 x 80	80 x 60
MSU125/SF	125	35	Urethane	150kg	Plain	156	F	105 x 80	80 x 60