











Industrial Waste Bin Castors

- **For loads up to 400kg per castor.**
- Heavy duty fabricated frames to withstand high impact loads.
- Urethane wheel option for floor protection.
- Double row bearing head race, combining a large sealed precision bearing and ball bearings.

CODE							Swivel Fixed		
	(mm)	(mm)		KG		(mm)		(mm)	Suits 15mm bolt (mm)
WBI150/P	150	50	Cast Iron	400kg	Plain	195	S	177 x 100	152 x 76
WBI150/F	150	50	Cast Iron	400kg	Plain	195	F	177 x 100	152 x 76
WBU150/P	150	50	Urethane	400kg	Ball	195	S	177 x 100	152 x 76
WBU150/F	150	50	Urethane	400kg	Ball	195	F	177 x 100	152 x 76



WBI150/P



WBI150/F



WBU150/P



WBU150/F