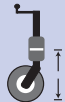



- Jockey wheels available with 2 bolt or U-Bolt mounting plate (see page 81)
- Heavy duty construction with hot dipped galvanised finish (except JW1, JW2).


CODE	DESCRIPTION	LIFT ADJUSTMENT		 KG
JOCKEY WHEELS (adjustable lift 225mm)				
JW1	6" x 2" solid wheel, clamp type bracket. Zinc plated.	225mm	210mm	200kg
JW2	6" x 2" solid wheel, double locking pin and swivel bracket. Zinc plated.	225mm	310mm	200kg
JW4UBG	8" x 2" solid wheel, steel centre, heavy duty swivel bracket. Galvanised. Double locking pin and swivel bracket.	225mm	330mm	300kg
JW10UBG	10" solid tyre, double locking pin and swivel bracket. Heavy duty. Galvanised.	225mm	360mm	300kg
JW11UBG	10" pneumatic tyre, double locking pin and swivel bracket. Galvanised.	225mm	365mm	140kg
JW12UBG	10" pneumatic tyre. Extra low mounting bracket. Galvanised.	225mm	290mm	140kg
JOCKEY WHEELS (bolt on/weld on bracket - not adjustable)				
BW2	6" x 2" solid wheel. Zinc plated.		240mm	200kg
BW11	300 x 4 pneumatic. Galvanised.		390mm	140kg



JW1



JW2



JW4UBG



JW10UBG



JW11UBG



JW12UBG



BW2



BW11